

NORTHWOODS PRESTIGE COLLECTION



AR-138 in white with optional hardware

These doors will give any building *Style* that will last for years to come.

ASPEN RIDGE

The Aspen Ridge Series blends the timeless look of a carriage house design with the durability of our contemporary steel panel doors. Available in a recessed panel for our three-layer thermal doors, or raised grooved panel for our one or two-layer panel door, you can customize the look of your Aspen Ridge door further with optional decorative windows and hardware. With several colors to choose from, you can count on a unique look that is customized to your tastes.



ARL-25 in white with heritage windows and optional hardware

ASPEN RIDGE

NORTHWOODS PRESTIGE COLLECTION



Designed to offer you the timeless look of a carriage house door.
Available in AR-25, ARL-25, AR-138, ARL-138, AR-II, ARL-II, AR-III & ARL-III models.

Door Details

Aspen Ridge Thermal Series: AR-138, ARL-138, AR-II, ARL-II, AR-III, ARL-III

- Woodgrain embossed, hot-dipped galvanized steel is pre-finished exterior and interior then coated with baked-on polyester primer and acrylic finish.
- Recessed carriage house panel design.
- Polystyrene insulation bonded to 26-gauge steel skin providing thermal protection to the edge of each section.
- Uniquely designed tongue & groove section joints create weather-resistant seal against rain, snow and wind.
- Durable PVC seals provide a continuous thermal break on all section joints, reducing thermal transmissions.
- 18-gauge hot-dipped galvanized stiles are carried the full height of the sections providing superior strength & durability compared with commonly used hinge pads.
- Hinges are 14-gauge, hot-dipped galvanized steel for lasting durability.
- Heavy-duty "U" shaped bottom weather seal helps protect against elements.
- Section thickness available in 1 3/8", 2" and 3". R-values range from 6.6 to 15.1.

Aspen Ridge Pan Series: AR-25 & ARL-25

- Hot-dipped galvanized steel pre-finished with a primer coat and baked-on polyester top coat provides a beautiful, low maintenance finish.
- 25-gauge exterior steel provides strength and durability.
- Raised carriage house panel design, in short and long panel versions.
- Tongue & groove section joints create weather-resistant seal against rain, snow and wind.
- 18 Gauge stiles are mechanically fastened, providing section strength while eliminating welds that often rust.
- Hinges are 14-gauge, hot-dipped galvanized steel for lasting durability.
- Heavy-duty "U" shaped bottom weather seal helps protect against elements.
- 2" sections available with optional polystyrene insulation to increase thermal efficiency. R-value of 6.9 with insulation.

AR-138 • ARL-138 • AR-II • ARL-II • AR-III • ARL-III

































AR-25 • ARL-25



Optional Features

- Polystyrene insulation reduces heat loss and features a laminated High Impact Thermal Styrene (HITS) backer. (AR-25)
- Wind Load Certification - in accordance with ASTM-E330 & ANSI/DASMA 108-2002.
- Keyed or Slide Lock Set
- 10 Ball Rollers

ASPEN RIDGE OPTIONS

<p>Panel Options</p>	 <p>ARL-25</p> <p>RAISED CARRIAGE PANEL - LONG</p>  <p>AR-25</p> <p>RAISED CARRIAGE PANEL - SHORT</p>  <p>ARL-138 ARL-II ARL-III</p> <p>RECESSED CARRIAGE PANEL - LONG</p>  <p>AR-138 AR-II AR-III</p> <p>RECESSED CARRIAGE PANEL - SHORT</p>
<p>Window Options</p>	 <p>PLAIN LONG PANEL</p>  <p>HERITAGE</p>  <p>SAVANNA</p>  <p>STOCKBRIDGE</p>  <p>PLAIN</p>  <p>CATHEDRAL</p>  <p>STOCKTON</p>  <p>CASCADE</p>  <p>SHERWOOD</p>  <p>WYNDBRIDGE</p>  <p>COLONIAL</p>  <p>SUNBURST</p>
<p>Color Options* Availability depending on model. Refer to specifications.</p>	 <p>WHITE</p>  <p>ALMOND</p>  <p>SANDSTONE</p>  <p>BEIGE</p>  <p>EARTHTONE</p>  <p>SEPIA</p>  <p>BROWN</p>  <p>GREEN</p>  <p>GOLDEN OAK</p>  <p>MEDIUM OAK</p>  <p>WALNUT</p>
<p>Hardware Options</p>	 <p>STRAP HINGE</p>  <p>DOOR STUD</p>  <p>LIFT HANDLE</p>